


High Temperature Box Header



Series 8383

Series 8383 box headers are designed to be suitable for applications using either infra red or vapor phase equipment. These connectors are designed to mate with Series 8290 IDC sockets as well as other industry compatible connectors.



TECHNICAL SPECIFICATION

Termination Type:

Plated Through Hole

Termination Pitch:

0.100" (2.54mm)

Material:

Housing - UL94VO rated high thermal resistant nylon

Contact - Brass

Contact Plating:

Gold over nickel

Contact Resistance:

Initially 10 milliohms maximum

Current Rating:

1 ampere at 70°C maximum ambient

Insulation Resistance:

>1000 megohms

Voltage Rating:

350V DC or AC peak

Heat Deflection Temperature:

285°C

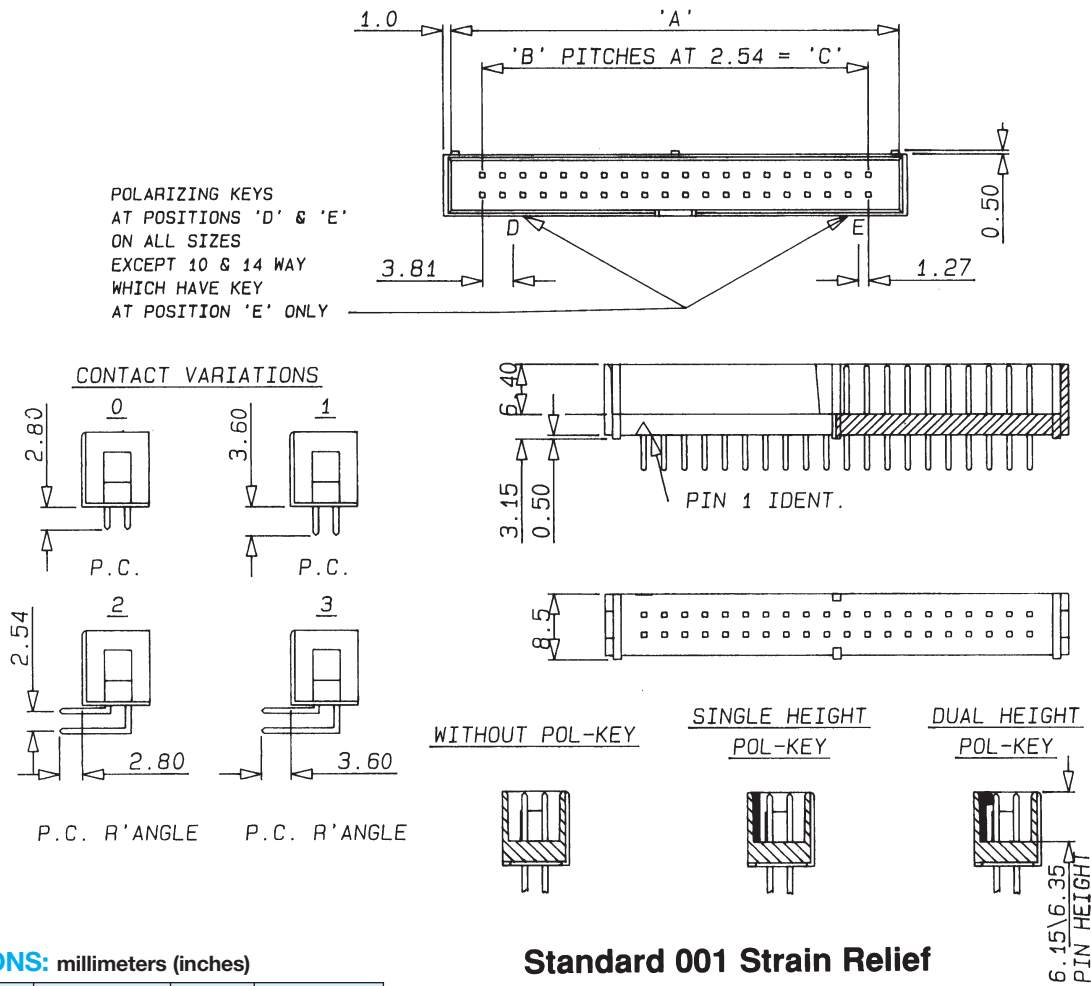
ORDERING CODE

00	8383	050	000	0	1	0
Connector Code Prefix	Series Number	Number of Contacts	Contact Variation	Clip Variation	Plating Variation	Polarization
00 = Standard Connector Assembly		010 = 10 position 014 = 14 position 016 = 16 position 020 = 20 position 026 = 26 position 034 = 34 position 040 = 40 position 050 = 50 position 060 = 60 position 064 = 64 position	000 = Solder PC Straight (1.60mm PCB) Length 2.90mm 001 = Solder PC Right Angle (2.40mm PCB) Length 3.70mm 002 = Solder PC Right Angle (1.6mm PCB) Length 2.90mm 003 = Solder PC Straight (2.40mm PCB) Length 3.70mm 009 = Press Fit contact for 2.4/3.2mm PCB or contact length 4.5mm	0 = No Clip	1 = 30µ" Gold over Nickel 4 = 10µ" Gold over Nickel	0 = No Polarizing

High Temperature Box Header



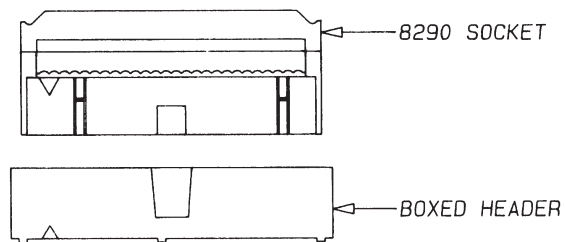
Series 8383



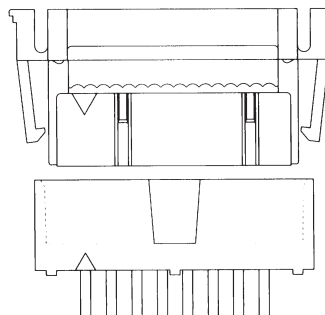
DIMENSIONS: millimeters (inches)

No. of Contacts	A	B	C
10	17.90 (0.705)	4	10.16 (0.40)
14	22.98 (0.905)	6	15.24 (0.60)
16	25.52 (1.00)	7	17.78 (0.70)
20	30.60 (1.20)	9	22.86 (0.90)
26	38.22 (1.50)	12	30.48 (1.20)
34	48.38 (1.90)	16	40.64 (1.60)
40	56.00 (2.20)	19	48.26 (1.90)
50	68.70 (2.70)	24	60.96 (2.40)
60	81.40 (3.20)	29	73.66 (2.90)
64	86.48 (3.20)	31	78.74 (3.10)

Standard 001 Strain Relief



Latching 006 Strain Relief



8383